

Suicide
Postvention
Resources:
*Complete
Toolkit*



With delivery partners



Funded by



Welcome to Be You

As an educator, you're all about helping children and young people to flourish. So are we.

Contents

Introduction	2		
Why is the school's response critical?	2	Develop response and support plans for all impacted young people	37
Why do schools need a dedicated response to suicide?	2	Memorial sites	37
Who dies by suicide?	3	Permanent memorials and scholarships	38
Suicide is complex	3	Memorial services on school grounds	39
What is a postvention plan?	3	Supporting staff	39
Why use this Toolkit?	3	Monitor staff wellbeing	40
How to use this Toolkit	4	Bring in external support	40
Access support to use this Toolkit	4	Keep families informed	41
A note on suicide attempts	5	Continue to monitor staff and young people's wellbeing	42
Action Checklist	6	Consider the impact of the suicide on the planning of school events	42
Section A: Immediate response	6	Conduct a critical incident review	42
Section B: Short-term response	7	Consider facilitating an information session for families	44
Section C: Longer-term response	8	Continue documenting all decisions and actions	44
Section A: Immediate response	9	Section C: Longer-term response	45
Steps to follow	10	Continue to support and monitor young people	46
Other things to consider during the immediate response	12	Continue to support and monitor staff	46
What is the Emergency Response Team (ERT)?	15	Keep everyone informed	47
Convene the Emergency Response Team (ERT)	16	Plan for important events and anniversaries	47
Communicate with relevant mental health professionals	16	Implement recommendations from the critical incident review	47
Planning tip: resource kit	17	Include the postvention plan in staff inductions	48
Planning tip: develop relationships	17	Ongoing postvention activities	48
Inform staff	18	Scripts and templates	49
Arrange the first staff briefing	18	Script for notifying staff	50
Identify young people at risk	20	Script for supporting administration staff to manage phone and online inquiries	51
Which young people may be most impacted and at increased risk?	21	Script for notifying students	52
Suicide contagion	21	Script for notifying students in the same year level	53
Support young people at risk	25	Letter to families	54
Set up a support room for young people	26	Tools and resources	55
Inform young people	27	Response Planning	55
Inform families	30	Responding after a suicide	55
Inform the wider community	31	Supporting Aboriginal and Torres Strait Islander Peoples	55
Dealing with the media	32	Terminology	56
Internet and social media	33	References	57
Section B:	35		
Short-term response	35		
Return the school to regular routine	36		
Plan the school's involvement in the funeral	36		
Identify, monitor, support and assess young people at risk	37		

Introduction

When a suicide occurs, the effect on families, young people and communities is immediate and traumatic.

The impact on a school community is equally profound and staff often feel unprepared and uncertain about how to respond. To mitigate the serious implications for their community, it's vital that schools respond with considerable care.

This Toolkit offers evidence-based and practice-informed guidelines to inform decision-making and actions during this challenging time.

While reading or referring to this resource, be sure to prioritise your wellbeing and seek support if needed.

You can find a list of mental health services and support helplines [here](#).

Why is the school's response critical?

When a young person ends their life, it can increase the risk of suicide for other vulnerable young people.

International research has identified a phenomenon known as suicide contagion, where a person's knowledge of or exposure to a suicide may increase the likelihood of them attempting or dying by suicide. Young people can be particularly susceptible to this because of their developmental stage and social structures.

It's therefore crucial that schools respond to a death by suicide with care and planning.

Why do schools need a dedicated response to suicide?

While grief is the normal and expected response to loss, the impact of suicide on learning communities and the associated grief is particularly complex. This is related to the suddenness and shock experienced, perceptions of preventability and the difficulty in understanding why the young person ended their life. Grieving can be complicated by guilt, anger, resentment or feelings of rejection.

Given this complexity, and the risk of suicide contagion, it's crucial for schools to develop a response tailored specifically to this circumstance.

Who dies by suicide?

Suicide is the leading cause of death for young people in Australia.

Data released by the Australian Bureau of Statistics (ABS) in 2022 identifies suicide as the leading cause of death for children and young people aged between five and 17 years, with many more young people considering or attempting suicide.

In this age group, a higher percentage of males took their own lives than females.

In 2021:

- the suicide rate in this age group was 2.7 deaths per 100,000 children.
- there were 112 recorded child suicide deaths.
- more than half of these deaths were of young people aged 16 or 17 (56.3%).
- the rate among males was 3.0 per 100,000 and for females was 2.4 per 100,000.

Suicide is complex

The reasons why people take their own lives can be very complex.

It's unlikely to be the result of a single problem or event, but more likely a combination of stressors that result in a person feeling overwhelmed and unable to cope.

Many people who die by suicide are experiencing mental health conditions such as depression at the time of their death. Mental health conditions can make people feel hopeless, and increase their vulnerability.

What is a postvention plan?

When a suicide occurs in a school community, it's best practice to have a coordinated and planned response known as a 'postvention plan'.

This outlines the tasks, roles and responsibilities of the Emergency Response Team (ERT) following a death by suicide.

Where possible, developing a postvention plan – even if your school has never experienced a suicide – helps to minimise the effects of such an event, if and when it does occur. A postvention plan enables students, staff and the wider school community to return to regular routine as soon as possible. It also helps staff to know what's expected of them after a death by suicide.

The postvention plan may be used to complement your school's existing emergency response management policy or plan and your relevant education department guidelines. However, a response that specifically considers and responds to the complexity of suicide is critical.

Why use this Toolkit?

This Toolkit helps schools respond to suicide.

This response is known as 'suicide postvention'. The Toolkit offers guidance on managing practical tasks after a suicide, working to mitigate the risk of suicide contagion, and managing the devastating impact on a school community.

On top of this, it provides a helpful checklist, listing required tasks and considerations in acknowledgement of the fact that responding to a suicide is difficult. Having all the information your school requires in one resource will help you during a stressful and demanding time. Indeed, feedback from schools is that this Toolkit is an essential resource.

This Toolkit is divided into sections for easy reference, including an index of terminology, and both a checklist and an expanded section on how to respond to a suicide.

These sections cover the tasks that need to be attended to:

- immediately
- short-term
- longer-term.

How to use this Toolkit

Consider these guidelines in the context of your school community's specific needs, strengths and vulnerabilities.

Some actions may not be appropriate for your school or your specific situation.

This Toolkit is intended to be used alongside your school's relevant policies and procedures. In addition, it's recommended that you consult with your relevant education authority, local mental health services and Be You Consultant to ensure a coordinated and comprehensive response.

Also note that this Toolkit interchangeably refers to 'you' and 'a nominated member of the ERT'. Although this Toolkit may be helpful for all staff, decisions and actions it refers to should be undertaken by – or with discussion and agreement from – the ERT.

Access support to use this Toolkit

Be You offers a range of services to schools. Your Be You Consultant can help you to determine the support and assistance your school requires, informed by your school's particular needs and the local services available to you.

Be You Consultants work directly with secondary school staff (typically the ERT) offering best practice guidance and support. They offer immediate and ongoing clinical and educational support to schools to reduce the impact of suicide in school communities. You can access a variety of services when preparing for, responding to or recovering from a suicide impacting on your school community, including:

- support developing a postvention plan
- education and training related to suicide for staff and families
- information fact sheets
- secondary and tertiary consultation during the response and recovery phases.

All suicides impacting on your school community should be responded to in a way that's appropriate for the school. While this Toolkit refers to student suicide, many of the same principles apply to other suicides, such as former students, staff, family members of students and staff, and other individuals who may be closely connected with the school community. Your response will depend upon the level of impact on the school community. If you're unsure how to respond, contact Be You.

Contact details for each state and territory team can be found [here](#).

You can also contact your Be You Consultant to arrange a postvention planning workshop or if you'd like any further information.

We hope this Toolkit helps to restore the emotional wellbeing of your school community and we wish you the very best during this challenging time.

A note on suicide attempts

This Toolkit focuses on responding to a suicide death.

Responding to suicide attempts requires different considerations. These aren't covered in this Toolkit.

All suicide attempts should be taken seriously. They have serious implications for the safety of the young person involved, their peers and other vulnerable people.

For more information about this topic, you can refer to the Be You Fact Sheet 'Responding to a suicide attempt'.

Action Checklist

The list below outlines the key actions that schools can undertake to respond to and recover from a death by suicide. Further detail about these actions is provided throughout the Complete Toolkit.

Section A: Immediate response

- Contact relevant mental health services for support.
- If the incident happened at school, ensure the immediate safety of staff and young people – for example, provide first aid and call an ambulance and the police. Ensure the scene is secure and any witnesses are moved to an area for support.
- If the incident happened away from school, find out as many of the facts as possible. Investigate rumours immediately. Confirm facts with the family or police.
- Ensure those affected – young people, family and staff – are not left alone. Contact the families of young people and staff.
- Inform the relevant representative at your state or territory education department or equivalent body.
- Contact your Be You Consultant for support and guidance as required.
- Contact the bereaved family. Ask how to refer to the death when informing the school community. If the family agree, use the term ‘suicide’.
- Convene the Emergency Response Team (ERT). Refer to your postvention plan or department guidelines, and modify the plan as required for the circumstances.
- Identify any ERT staff who are impacted and need to change responsibilities or opt out of managing the response.
- Inform staff – in person if possible. Contact staff who aren’t on site. Don’t talk about or describe the method of suicide.
- Identify and plan support for young people at increased risk of suicide.
- Set up a support room for young people.
- Inform students in small groups via a script. Don’t describe the method of suicide. Note any absent students or any students who are very distressed.
- Inform families. Include information relating to help services. Don’t describe the method of suicide.

- Provide front office or administration staff with a script to respond to phone and online inquiries.
- Inform the wider community as appropriate – for example, other schools or sporting clubs.
- Nominate a media liaison ERT member. Contact the media liaison adviser in the central office of your relevant education authority. Plan a response to any media enquiries.
- Plan a response for social media.
- Ensure staff have support within the school, and access to external professional advice where required.
- Remove the deceased person from any automated messaging systems, such as library or school fee notices. This will avoid unnecessary distress for the bereaved family.

Section B: Short-term response

- Restore the school to its regular routine.
- Plan the school's involvement in the funeral.
- Continue to identify, monitor, support and assess young people at risk. Develop support plans for impacted and high-risk young people. If necessary, refer them for further mental health support.
- Monitor any memorial sites and communicate with young people about any required changes to processes or activities. For offsite memorials, liaise with the police if you have concerns.
- Organise regular staff meetings. Communicate updated information and provide a space for concerns or questions.
- Ensure staff have support within the school, and access to external professional advice where required.
- Keep families informed about supports offered at school, changes in routines or activities and supportive resources.
- Collect all the belongings of the deceased student for the police and family.
- Continue to monitor staff and young people's wellbeing, and review your list of at-risk students.
- Consider the impact of the suicide on the planning for school events like yearbook photographs, award nights, graduation and reports.
- Conduct a critical incident review.
- Consider facilitating an information session for families.
- Continue to document all the school's postvention activities and actions.

Section C: Longer-term response

- Continue to support and monitor young people.
- Continue to support and monitor staff.
- Keep families, staff and young people informed about the school's ongoing response and recovery.
- Plan for important events and anniversaries.
- Implement recommendations from the critical incident review.
- Include the postvention plan in staff inductions.
- Continue to document all the school's postvention activities and actions.

Section A: *Immediate response*

Steps to follow

Look after your own wellbeing

Managing a postvention plan can be stressful and tiring.

It's important to look after your mental health during this emergency phase. Take time to breathe, consider the priorities for action and make decisions with other members of the ERT. No one should carry the responsibility for decisions by themselves.

If the suicide has happened at school

Ensure the immediate safety of all school staff and students.

- Administer first aid when necessary.
- Call 000 for emergency services.
- Alert the Emergency Response Team (ERT).

Isolate the site of the suicide

- Limit access to the site by students and unauthorised staff with screens, by blocking corridors and using evacuation procedures.
- Don't remove items or disturb the area, which police will need to examine.
- Do everything possible to protect others from viewing the site.

Follow your school's emergency and critical incident management protocols as appropriate.

Support witnesses

If any students witnessed the death, a nominated ERT member should:

- move them to a safe location
- arrange for them to be supervised and supported by a member of staff
- contact their family and inform them of the situation
- liaise with police regarding statements or other required actions
- give the young person the option of being collected by their family
- offer them support from a mental health professional.

If any staff members witnessed the death, the ERT member should:

- move them to a safe location
- arrange for them to be supported by another member of staff and a mental health professional if required
- liaise with police regarding statements or other required actions
- offer them relief from their duties for the day and check what support is available to them outside the school.

If the incident happened away from school

- Confirm the death and establish the facts.
- Don't ignore rumours, notes, emails or messages about suicide from young people, families or staff. Follow these up immediately.
- Verify reports of suicide that don't come from immediate family members through the police, hospital staff or, with sensitivity, the family.

- If information is determined to be incorrect then provide accurate information to contain and dispel rumours.

Ensure that affected young people and staff aren't left alone

Anyone immediately affected by a suicide death should be supported in a safe and secure place until family members arrive to support them. Note that family members may need assistance to know how to support the affected person. Provide them with resources and contact details for support services.

Inform the relevant education department or governing body

Seek support and consultation from your education department or governing body.

Contact your Be You Consultant who can provide onsite, phone or email support and guidance for your school.

Contact details for each state and territory team can be found [here](#).

Speak with the bereaved family

Contact with the family is the responsibility of one staff member only.

This role requires sensitivity and compassion, given the grief the family will be experiencing.

Consider who's best placed to undertake this in light of their relationship with the family, the degree to which they're impacted by the death and how comfortable they are to take on this role. It is usually undertaken by the principal or a senior staff member who doesn't have a personal relationship with the bereaved family.

Holding both a personal role and the school liaison role can prove difficult and, in some circumstances, can compromise the professional liaising that needs to occur. It can also negatively impact the staff member's grieving process.

There may be great variation in the accessibility of the family and their capacity and willingness to communicate. This may be influenced by the family's pre-existing relationship with the school, cultural or religious practices regarding death and suicide, and whether there are siblings attending the school. In some circumstances, the family may ask (or you could request, if they're too distressed to talk) an extended family member to liaise with the school on their behalf.

This early contact with the family is important to:

- offer the condolences of the school
- offer support and liaison with the school, including providing information about the school's postvention plan
- provide contact details for external support services
- ascertain if the school community can be informed and if the death can be referred to as a suicide.

It's also important to request permission to recontact the family over the coming days

This contact may:

- alert them of potential or scheduled media contact
- determine details about the funeral or memorial service and their wishes regarding the school's representation at it
- discuss and arrange support for siblings attending the school.

Other things to consider during the immediate response

Using the word 'suicide'

If the family has confirmed that the young person has died, it's important for legal and ethical reasons to seek their permission to refer to the death as a suicide. Even if they're using the word suicide, you can't assume that they're providing permission for this information to be shared with the school community.

Some families will not wish for the death to be referred to as a suicide at all, or they might acknowledge the death was by suicide to the ERT but not wish for it to be communicated that way to the broader school community. They may request the use of language like 'sad and tragic death' or 'sudden death'.

If the family asks for advice, it's appropriate to talk about the benefits of being able to discuss suicide openly. You can share that research shows that vulnerable young people and school communities are best supported by using clear and accurate information about

suicide, mental health conditions, coping strategies and help-seeking, and that being able to talk openly about suicide can help staff and families to support young people impacted by the death.

Who determines a death is a suicide?

Deaths by suicide, like all sudden or unexpected deaths, are reported to the coroner.

The coroner determines that a death is suicide. Their investigations may take time and the bereaved family may choose to refer to the death as suicide prior to formal determination by the coroner.

How to refer to the cause of death?

The family's wishes regarding how to refer to the death must be respected.

Referring to a death as a suicide without the family's consent can have an adverse effect on the grief of the bereaved. It also poses a possible litigation risk for the school.

However, the language you use is important. It can affect the grief and help-seeking behaviour of those impacted by the death. Wherever possible, it's recommended that you allow for appropriate conversations about suicide as a general topic, particularly if there's speculation among young people about suicide.

This is a very complex situation and there are some important points to note:

- Carefully consider confidentiality and who's informed that the death was a suicide. This may be the ERT only.

- While it can feel uncomfortable to talk about suicide at all without permission, discussing suicide as a general topic is OK and doesn't breach confidentiality. However, you need to avoid confirming whether the young person in question died by suicide.
- For group conversations, you could say, "We have heard young people wondering about whether [student's name] died by suicide. Their family have chosen to keep how they died private and we will be respecting their wishes. We ask you to respect their wishes, too. But given the subject has come up, there's some important information about suicide we'd like to discuss."
- For individual conversations where a student or family member asks directly if the death was by suicide, your response will depend upon your assessment of the situation. It might be enough to simply respond that the person died suddenly or unexpectedly. You might gently contain questioning by reiterating that the family has chosen to keep how the young person died private and the school is respecting their wishes.
- Sometimes a more detailed response will be required, especially if the person asking is distressed. Keep talking generally about suicide and move the conversation away from specific details. Instead, focus on how the young person is feeling or coping. For example, say "I understand you want to make sense of how [student's name] died, and it's normal to want to know and understand, but the family have chosen to keep how they died private and we will be respecting their wishes. It's OK to be

upset now, and I want to help you as best I can. It would be a good idea to talk to [school wellbeing staff] and to get some more support from them. What do you think?"

- Wellbeing staff can then support the young person's responses and feelings to suspecting or believing that the person died by suicide in a safe and confidential space. Please note: wellbeing staff can discuss the young person's belief that the person died by suicide without breaching confidentiality.
- Ensure staff understand that they can and should bring difficult experiences to the ERT or seek advice before proceeding with a declining permission.
- You can update the school community as more information becomes available – for example, if the family decides to refer to the death as a suicide after initially choosing not to.
- You can seek further information and support from your Be You Consultant.

The impact of suicide on boarding schools

There is an absence of evidence regarding suicide postvention in the boarding school setting. The below recommendations are practice informed.

The impact of a death by suicide can be greatly extended in the boarding school setting due to the multiple communities existing within or connected to the school (for instance, those communities where the students live outside of school terms).

To ensure a comprehensive response to a death by suicide in boarding schools, there are four key areas to address:

- communication between teaching and boarding staff
- supporting boarding students' mental health
- managing the multiple communities making up the school community
- managing risk for all students.

The capacity and ability for boarding staff to provide support to students, particularly after school hours, and the impact of the suicide death on them personally, should also be considered when planning supports for this group.

Death in school holidays

A death by suicide during the school holidays presents additional challenges.

You might like to consider:

- whether you should respond during the holidays and if this should be done in conjunction with your education department or school's governing body
- whether external services may be more appropriate to respond during school holidays
- facilitating an ERT meeting if possible.

If you decide to respond during the school holidays:

- ensure you work collaboratively with external services who can provide support to young people
- where possible, the same postvention tasks should occur during the school holidays

- contact families to inform them of the death, and outline help-seeking options available for young people and families via your usual communication process. In this communication, it's important to ask families to inform their young person.
- contact by phone the families of those most impacted or at risk directly
- decide on the process for responding to families contacting the school at this time. For example, will a nominated staff member be checking the school phone and responding to enquiries regularly or intermittently? Ensure families are informed of the school's availability and provide external support contact details. This information may be communicated via the school's website or social media accounts.

Combined primary and secondary schools

Children, adolescents and adults all respond to death and express grief differently.

Children and young people's responses to a death by suicide will depend on their age, developmental stage, personality, connection to the deceased, cognitive capacity, cultural traditions, previous experiences of death, the environment in which they live and the presence of any pre-existing emotional difficulties.

The age range of students and the subsequent different ways they process loss and express grief creates additional complexities and considerations for combined primary and secondary schools.

Though details about suicide won't usually be given to primary school-aged students, sometimes children will have this information (for example, they may have heard about it from older siblings or heard about it after information is shared with families). Seek advice from your leadership team on how to manage this.

School staff have experience and expertise talking appropriately to different age groups and should be guided by this, tailoring the information to the child's age and developmental stage.

Consider the following:

- Children at various ages and stages of development will have different understandings of what death means and this will need to be taken into account when providing information. Regardless of how much the information is filtered, it needs to be accurate and consistent. Avoid talking about the death in terms of fairy tales or myths.
- Ideally, the family informs the child about the death. Provide guidance and resources to support families.
- Be prepared for children to ask questions and talk about how they're feeling. It's important that children feel comfortable talking to trusted adults about their worries and uncertainties. Talk in general terms about feelings, focusing on experiences of loss when people or pets have died rather than the specifics of the recent death. This might be difficult as children can be very curious about what has occurred. Share what other people find helpful when they're feeling sad. This will help avoid more complex discussions about suicide. Encourage children to share concerns with their families.
- Children are less likely to articulate their grief in words. Observe and follow up any behavioural or mood changes, and encourage families to do the same
- You can access and refer to information about grief in younger children and how to talk about death with children (for example, the [Australian Centre for Grief and Bereavement](#) and [Conversations Matter](#) have fact sheets about grief and talking about death with children).
- In consultation with the bereaved family, support any bereaved siblings (and significant family members) to return to school.
- If classroom conversations occur, ensure they're safe for all children. Interrupt and redirect conversations when necessary. Conversations that become unsafe for younger children should be redirected to an individual setting, such as with the school counsellor.
- Seek consultation from external services as needed, such as your Be You Consultant, your local child and adolescent mental health services or the Australian Centre for Grief and Bereavement.

What is the Emergency Response Team (ERT)?

The ERT is a group of staff within your school setting who have been identified to respond when a suicide which impacts the school community occurs.

The ERT may already be established (in the case of postvention planning work being completed in your school setting) or might convene in response to a suicide.

It is the responsibility of the ERT to implement an Emergency Response Plan (ER Plan). The ER Plan is a resource kit for the Team to use after a suicide.

Convene the Emergency Response Team (ERT)

Collectively, the team ideally has:

- experience with critical incident management
- a strong understanding of and experience in student wellbeing, including at least one member of the student wellbeing team
- a strong understanding of and experience in staff wellbeing
- principal or assistant principal membership
- knowledge of how the school and community functions

If your school has developed a postvention plan, you will already have identified the members of the ERT. It's important to consider whether nominated staff are appropriate in each circumstance. Staff should have the option to opt out if they're impacted by the death or feel unable to undertake the responsibilities assigned to them.

If you don't have this team in place already, identify the most suitable members as soon as possible. The ERT should meet within 24 hours of the suicide to implement the postvention plan (or establish the plan, if there's not an existing one).

The ERT should also ensure that:

- no single member of staff assumes the full burden of responsibility

- the wellbeing of the ERT members is considered
- all members are made aware they can opt out of the ERT at any time.

Communicate with relevant mental health professionals

Your school may have access to mental health professionals internally. If not, you can liaise with your Be You Consultant to help identify appropriate resources within your local community. The ERT team, including the school wellbeing representative, will also be a good resource in this instance.

This will also aid the referral process for any young people who are identified as high-risk and in need of additional assessment and mental health support.

The capacity and scope of mental health professionals differs across regions, however they may be able to work alongside the school to:

- attend to the needs of affected young people
- assist in identifying other vulnerable young people
- assess young people who may be at risk
- manage referrals from families and staff
- provide information sessions to students
- communicate and coordinate support with other relevant services
- attend to the immediate counselling needs of affected staff — your school's Employee Assistance Programs (EAP) can also be utilised for this support.


Planning tip: resource kit

The postvention plan should include a resource kit. Ideally this should be updated every year and include:

- ✓ an up-to-date schedule of classes
- ✓ an up-to-date list of students enrolled
- ✓ emergency telephone numbers of all ERT members
- ✓ emergency telephone numbers of all staff
- ✓ contact details of external mental health professionals or services
- ✓ contact details of key people in the local community such as family groups and religious leaders.

Planning tip: develop relationships

Postvention collaboration between schools and mental health professionals is greatly enhanced by existing relationships. Consider contacting local services when you develop your postvention plan. This may include mental health professionals from the relevant education body, your Be You Consultant, your local headspace centre and the local child and adolescent mental health service.



Inform staff

Ideally, an initial staff briefing should be held before school commences in the morning.

Please note: in some cases, only the ERT will know that the death was by suicide and it shouldn't be communicated to all staff. However, there may not be enough time to hold this meeting before students have begun to hear the news through word of mouth, text messages or social media. If this happens, the ERT leader should first verify the accuracy of the reports then notify staff of the death through the school's predetermined crisis alert system (via email or calls to classroom phones). Remember that information about the cause of death should be withheld until the family has been consulted.

However, if the student body is speculating about suicide, it's appropriate to acknowledge this and talk about suicide as a general topic. If you're unsure how to do this, talk to the ERT leader or your Be You Consultant.

Arrange the first staff briefing

The briefing should occur before students are formally informed but after the ERT have met to implement the postvention plan.

The purpose of this briefing is to inform staff of relevant information regarding the suicide and those affected; giving enough detail to enable staff to contain rumours and support young people, but avoiding details of the method of suicide.

The first staff briefing should:

- introduce the ERT
- identify an ERT contact person who staff should go to with any information or questions
- follow a script to inform staff of the suicide. A script ensures information is accurate and communication is consistent (you can find a sample script on page 50). Ensure the wording is adjusted to reflect how the family have requested the death be referred to.
- share the bereaved family's wishes about how it's communicated
- discuss the principals of postvention, including the school's role, the impact of suicide contagion and the importance of ensuring that suicide is neither glamourised nor a topic that can't be discussed
- advise staff to share any information they become aware of with the ERT
- advise staff not ask young people for information about the suicide
- advise staff to forward items of the young person's work to a nominated member of the ERT
- identify an ERT contact person for media enquiries
- explain plans for the coming days at school, including: the location and purpose of a support room; external supports available on site; changes in routine or responsibilities; changes to monitoring and supporting young people, including attendance — all unexplained absences should be followed up immediately, including staff absences; identifying, supporting and referring young people who are vulnerable or

at risk; informing students of the death; informing families and the school community of the death; managing internal and external communication to the school community.

- support front office or administration staff to respond to phone or online inquiries by providing them with a script (you can find a sample script on page 51)
- Identify risk:
 - Brief staff about suicide contagion, also known as social transmission of suicidal thoughts and behaviours.
 - Brief staff about how to identify students who are distressed or who may be at increased risk of suicide (For example, provide information on risk factors and warning signs of suicide). Include information about how to support or refer a student, as necessary (see 'Identify young people at risk' on page 20).

Be sure to notify any staff who are on leave or not present at the staff briefing.

This includes regular casual staff, support staff, canteen staff, tutors, volunteers, sports coaches, out-of-school-hours-care staff, bus drivers and boarding house staff.

Consider the impact of this news on staff

Where possible, the most affected staff, or staff with vulnerability, should be informed individually or in small groups. This is particularly important if the young person had been engaged in school counselling. Consider extra supports for these staff members.

Compile a list of all staff members who had close contact with the young person or who may be at high risk of distress for other reasons.

Nominated ERT members should:

- check in with them to see if they need additional support
- organise onsite counselling in an appropriate location
- encourage them to seek appropriate support — this may be internal or external to the school, formal or informal
- arrange for several substitute teachers to be on hand to provide rotating support in case teachers need to take time out of their classrooms or wish to attend the funeral.

The ERT is responsible for monitoring the wellbeing of all staff, and staff absences and support needs. It might be helpful to identify a couple of ERT members to take particular responsibility for this.

Prepare staff to inform students

- Provide appropriate staff with a script to use when informing students of the death
- Arrange for an alternative person to read the script for any staff who are unable to manage
- Advise staff not to ask students for information regarding the suicide
- Discuss common or likely student reactions and questions.

Regular staff briefings

Ideally, staff should meet at the beginning and end of the working day following the suicide.

This allows for:

- communication about relevant information and decisions made by the ERT
- time for staff to provide feedback and ask questions
- time for staff to express their own grief and reactions
- time for the ERT to identify any staff who may need additional support.

This structure also contributes to a sense of collegiality and shared responsibility, which helps protect the wellbeing of staff.

Staff should be provided with:

- information on grief and how to offer support
- information on how to manage a safe discussion about suicide and signs to watch out for
- sources of support they can access for themselves at school and outside of school
- an option to leave for the day rather than return to work. Ensure staff have appropriate supports if they choose to go home
- a script if asked to inform students about the death (see a sample script on page 52)
- guidance for front office staff, as families may contact the school about the death before receiving official communication from the school. Front office staff should be guided on how to respond to key questions and distress (see a sample script on page 51)
- an option to opt out of tasks if they're feeling distressed or overwhelmed. Don't require staff to inform students of the death if they don't feel able to do this. Staff who had a

relationship with the young person may not feel able to support other young people at this time, and alternative staff may need to undertake these responsibilities.

The end-of-day staff briefing should:

- offer verbal appreciation of staff
- review the day's challenges and successes
- offer opportunities to debrief, share experiences, express concerns and ask questions
- facilitate checking in with staff to assess whether anyone needs additional support
- disseminate any further information regarding the suicide and funeral arrangements
- discuss plans for the next day
- remind staff of the importance of self-care.

Be You Fact Sheets

- Staff grief after a suicide
- Speaking with the bereaved family after a suicide
- Funerals and memorials
- Staff wellbeing

Identify young people at risk

After a suicide, one of your main responsibilities is to ensure the process of identifying, supporting, referring and monitoring at-risk young people is well understood and effective.

However, remember that it is not the responsibility of education staff to complete risk assessments. These assessments should only be conducted by mental health professionals with clinical training and experience.

Some things you can do (with support from your Be You Consultant) might include:

- developing a list of the most impacted young people, young people who may be at risk of suicide and young people who are vulnerable
- ensuring that all those identified are monitored, supported and their risk considered
- referring anyone considered at high risk of suicide to a mental health professional for further assessment
- ensuring staff are aware of the school's referral processes.

Request a mental health professional or school wellbeing staff member to meet with you to help and guide this work from the outset.

Which young people may be most impacted and at increased risk?

This information will help you identify and develop a list of young people who may be most impacted or at increased risk.

Who is at risk of suicide?

Research shows that a wide range of biological, psychological and social factors are associated with an increased risk of suicide. Risk factors can be things that can

change (for example, substance abuse) or things that can't change (for example, a family history of suicide).

Following a suicide within the school community not only students, but staff and community members may also be at increased risk.

Students, staff and community members may be at increased risk and need additional support if they:

- were close friends of the deceased student
- had a negative interaction with the deceased student
- appear to be in a severe state of distress
- witnessed the death
- display some of the broader risk factors or warning signs of suicide.

Suicide contagion

Suicide contagion is when one suicidal act within a school, community or geographic area increases the likelihood that others will attempt or die by suicide.

This occurrence is also known as social transmission of suicidal thoughts and behaviours.

While it's a rare phenomenon, young people are more vulnerable to it than older people. Adolescence can be a period of increased vulnerability to mental health problems. Young people strongly identify with their peer group and often have less developed coping strategies, which can increase their risk of suicide.

One of the factors thought to contribute to suicide contagion is the glamorising or romanticising of suicide that can occur in the process of communicating about a suicide death. This refers to actions or messages that may inadvertently make suicide seem desirable to other vulnerable young people.


It's common for people to remember the positive things about someone who has died recently and to focus less on the difficulties they may have been having prior to their death. While this may be well meaning, it has the potential to encourage suicidal thoughts and behaviour in vulnerable young people. Care needs to be taken not to give the impression that suicide was a positive outcome for the young person.

To reduce the risk of suicide contagion, schools have the important task of ensuring suicide isn't glamorised. However, not speaking about suicide is equally problematic. It can mean that young people miss the opportunity to receive important education about mental health and suicide, and inadvertently discourage people from seeking help.

What's more, suicide contagion is also more likely to occur when observers identify with the deceased, so oversimplified messages about why someone took their own life should be avoided. Such messages may contribute to other vulnerable young people's increased identification with the deceased person.

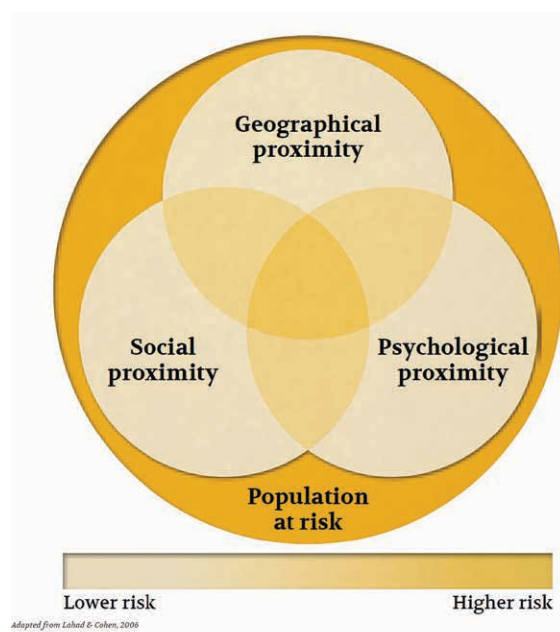
The way the school communicates about suicide is critically important.

Be You Fact Sheets

 Supporting young people after a suicide

Who's at risk of suicide contagion?

The Circles of Vulnerability model can help you map the impact of the death on members of your school community.



A population at risk refers to those already at risk of suicide (discussed above).

Geographical proximity refers to those who witnessed the death, were exposed to it or had contact with the person shortly before they died. Suicide contagion can also occur via the internet, mobile phones and the mass media. Social media can substantially broaden the exposure and impact of the suicide. You might like to consider the [#chatsafe guidelines](#) when thinking about how to manage these platforms.

Psychological proximity refers to those who relate to the deceased through cultural connections, shared experiences, or perceive themselves to be similar to the deceased in some way.

Social proximity refers to the relationship someone had with the deceased, including family, friends, social circles and romantic partners. It's about how close someone feels to the deceased. Even if they don't appear to have had a relationship with the person who died, a young person's perception of closeness (for example, feeling close to the person because they travelled on the same bus together for years, even if they never spoke) has been found to significantly influence their level of risk.

List young people who are impacted or already considered at risk

This may include:

- siblings of the deceased
- young people who witnessed the death
- young people with a history of a suicide attempt or attempts
- young people who are (or have been) accessing mental health services
- young people known to be struggling with grief or trauma related to other events (such as deaths, accidents, catastrophes, family breakdown or emotional, physical or sexual abuse)
- young people in a severe state of distress.

List young people who may be vulnerable or significantly impacted

This can be done with the help of staff, students and families, and may include:

- close friends of the deceased
- the romantic partner of the deceased or persons with a romantic interest in the deceased
- friends or a romantic partner who attend other schools (this may be best followed up by counsellor-to-counsellor communication if the young person is likely to need specialised support)
- friends or acquaintances who communicated with the deceased in any fashion in the hours before their death
- young people expressing guilt about 'messages' they were given by the deceased but didn't act on or share with an adult
- young people who may have had negative interactions with the deceased
- young people who may have been involved in activities with the deceased (such as peer groups, chess club or SRC)
- young people with a perceived closeness to the deceased, even if they don't appear to have had a relationship with them.

List young people who belong to higher risk groups

Suicide is a difficult topic for many people; however, for young people who belong to an identified high-risk group, additional considerations are required.

When developing your list of young people at risk, consider that those identifying as belonging to the groups discussed below, may or may not be at higher risk.

It's important that schools:

- create a supportive environment for any young person identified as at higher risk
- encourage and facilitate help-seeking
- don't highlight publicly that those who identify within these groups are at increased risk of suicide; rather, discussions should highlight that minority groups are likely to experience additional stressors.

Culturally diverse attitudes and beliefs

It's important to consider culturally diverse attitudes and beliefs about suicide – both in the deceased young person's family and among those impacted by the death – and the implications of these, especially in relation to risk. You can seek consultation and advice from the bereaved family, appropriate service providers or community elders about cultural, religious and family practices relevant to the death and grieving process.

It's also helpful to consider and try to mitigate any cultural barriers to help-seeking.

Aboriginal and Torres Strait Islander Peoples

Between 2013 and 2017, Aboriginal and Torres Strait Islander children and young people made up more than a quarter of all suicide deaths in this age group. It is thus vital to consider the unique needs of this group.

However, there is no current practice-informed guidance to understand how best to support children, young people and community members from Aboriginal and Torres Strait Islander backgrounds following a death by suicide. The below provides some general information to consider with respect to these community groups.

Aboriginal and Torres Strait Islander communities hold well-established cultural beliefs, protocols, customs and practices in relation to death, the deceased and the grieving period after someone passes away. Among Aboriginal and Torres Strait Islander people, 'Sorry Business' is the term used to refer to the period of mourning, activities and cultural practices that occur after the loss of a loved one. Adhering to cultural practices and traditions is an important part of grieving and can reduce distress for family, friends and communities affected by grief.

Cultural practices and beliefs in relation to Sorry Business can vary between groups, and may vary depending on the location of the community and where families traditionally come from. There are hundreds of diverse traditional groups across Australia, and each group has its own practices, ceremonies and customs. It's important to consider these culturally diverse beliefs when responding to suicide – both in the deceased young person's family and among those impacted by the death – and any implications of these, especially in relation to risk.

It may be helpful to:

- seek consultation from the bereaved family about their cultural, religious and family practices relevant to the death and their grieving processes
- consider consulting with an Elder from the local community for further guidance and understanding
- consider consulting with an external local service provider who can provide some advice and support regarding the cultural practices relevant to the local community

- specifically consider the importance of cultural funeral rituals for Aboriginal and Torres Strait Islander families and prepare the school community if relevant.

It's also helpful to consider and try to mitigate any cultural barriers to help-seeking.

Support young people at risk

Different staff members will have different responsibilities when supporting and responding to students who may be at risk following a suicide. Staff should support and respond to students at risk by:

- listening in a non-judgemental and empathetic way
- remaining with them until an appropriate plan has been made with the wellbeing team or appropriate adult
- encouraging them to talk to a trusted adult
- referring them to the school wellbeing team or the nominated ERT member.

All young people identified as potentially high-risk following the suicide should:

- receive initial support from a member of the school wellbeing team
- undergo an individual risk assessment — this can only be completed by a mental health professional
- be monitored to ensure they are receiving appropriate support.

The ERT can liaise with the Be You Consultant to seek support on how to follow-up and refer students to appropriate support if they are considered at risk.

Asking about risk

If you're worried that a young person might be at risk of suicide, it's important to create an opportunity to talk to them directly about your concerns in a calm and non-judgmental manner. It can feel uncomfortable asking someone directly about suicidal thoughts or plans, but it's necessary to check whether a person is at risk and how imminent that risk is. Asking directly is often a relief for young people, as it allows them to communicate openly and seek assistance.

Anyone can ask about suicidal thoughts.

However, only those trained in suicide risk assessments, such as mental health professionals, should conduct them. If a young person indicates they're thinking about suicide, empathise, acknowledge their distress and refer them to appropriate help.

For example, you could say:

"I'm so sorry to hear that you are feeling so bad. Things must be really hard for you now. But I believe that you can feel better with the right help. I'd like to take you to [the school counsellor] to have a chat. Is that OK with you?"

The school counsellor or wellbeing staff can then make a decision about referring for additional assessment and support as required.

Immediate risk

If you believe a young person is at immediate or high risk of attempting suicide, you or an appropriate staff member should:

- stay with them (or arrange for supervision) until they can be seen and assessed

- contact their family as soon as possible
- remove access to methods of suicide or harm (such as sharp objects, medications, alcohol or drugs)
- contact an appropriate local mental health service, call 000 or take them to the emergency department.

Be You Fact Sheets

- Supporting young people after a suicide
- Risk assessment

Set up a support room for young people

It is important to have a clear understanding of the processes already in place within your own school setting. The below are recommendations in relation to support room use, process and supervision which have been informed by practice examples and are to be used as appropriate to your setting.

A support and reflection room is a quiet space set up by the ERT following a suicide.

It is:

- on site at the school
- open during school hours only
- set up on the first day after the death, if possible
- a place for young people to go to receive support and have some quiet time to reflect
- a safe, supervised location where young people's grief and needs can be expressed, responded to and monitored.

Room resources

Where possible, a support room should:

- be set up in a small to medium-sized room
- be private and easy to access
- provide protection from noise, bright light and high student traffic
- contain items such as water, tissues, cushions, bean bags, pens, paper, drawing materials, games and playing cards
- contain a sign-in sheet for students accessing the room, enabling the school to check against the attendance role and identify young people who may require additional support
- contain information about appropriate support services.

Although no guidelines make reference to the use of a memorial book, in practice, many schools have found this a useful resource.

Room supervision

- At all times, the room should be supervised by staff members (preferably with a wellbeing background).
- Discuss and define the roles of each staff member when setting up the room. For example, one staff member allocated to the sign-in sheet, one 'floating' in the room to offer support as required, and one acting as a 'bridge' between the room and the rest of the school.
- Supervising staff members should be confident in managing a large group of distressed students, have an engaging style and have student wellbeing skills.
- The room's coordinator should be familiar with school processes related to student wellbeing.

- Ensure staff have a way to communicate with the ERT (for example, a mobile phone).
- Have wellbeing staff (such as counsellors, the wellbeing coordinator or student support service officers) available to see individual young people in a separate and private space. These staff members shouldn't be responsible for the coordination of the room, so they can freely provide individual support if needed.

Room processes

Before opening the room, develop clear and consistent processes.

Consider:

- the maximum number of young people the room can accommodate and options for managing a larger number
- how to prioritise access if demand is higher than anticipated
- how young people will access the room (for example, using your ordinary leave class process).

Once the room is open:

- welcome each young person into the room and provide information. Let them know their family will be made aware of their use of the room (if this is consistent with your school process)
- provide support as needed
- identify which young people need additional individual support and link them with available wellbeing staff or external supports
- talk to distressed young people before they leave the room. Discuss an appropriate place for them to go – for example,

returning to class (if their distress has subsided), being collected by a family member or returning to the company of supportive friends during recess or lunch

- be mindful that some young people may be impacted for reasons that are not obvious. All distress should be taken seriously
- continue to review the list of attendees and any follow-up actions that school staff need to complete.

This room can be maintained for several days. Ensure that the school community is prepared for the room's closure and that additional supports are put in place as required.

Be You Fact Sheets

- Supporting young people after a suicide
- Speaking with the bereaved family after a suicide
- Funerals and memorials

Inform young people

In some cases, young people may already know about the suicide, but staff should still inform students formally.

When informing young people, staff should:

- note students who are absent so they can be informed separately
- note young people who appear to be very distressed

- follow the script prepared by the ERT that's tailored to the age of the students, their emotional development and the types of relationships they shared with the deceased. You may need to have different scripts for different cohorts of students — see a sample script in the Complete Toolkit
- refrain from sharing the method of suicide — this can be traumatising for others and can also provide suggestion to those at risk of suicide.

Scripts are an important way to support staff with this difficult task. They also ensure that accurate and consistent information is provided, which helps to counter any rumours and misinformation that inevitably spread in a crisis.

If the bereaved family don't want the death referred to as a suicide, ensure the phrase 'died by suicide' is exchanged for 'died' or another term the school and the bereaved family agree to, and that any other appropriate modifications are made.

The script should contain:

- clear and accurate information
- acknowledgement that the situation will be distressing to family, friends and the school community
- a statement that there's professional help available for mental health conditions and suicidal thoughts
- information about supports available within the school (for example, school wellbeing staff and the support room) and in the community (for example, mental health services)

- a statement that young people should always tell a member of staff or another responsible adult if they have concerns about a peer
- information about normal grief reactions
- a reminder about the importance of self-care, stress management strategies and supporting each other
- a statement that rumours can be hurtful and unfair to the deceased, their family and their friends
- information about responsible use of social media
- instructions not to talk to the media and to refer any media enquiries to a nominated staff member
- a reminder about the process for leaving school grounds.

Once you've informed students about the death, give them time to process the information. Answer only basic questions and redirect more complex questions to other staff members such as the wellbeing team.

You may also like to:

- assess whether all students should be informed, or whether it's more appropriate to limit the announcement to particular groups who've been exposed to the suicide or who are likely to be exposed to the suicide (for example, young people in the deceased's year level)
- inform groups you've decided to inform as soon as possible
- prevent young people affected by the news from leaving the school unaccompanied. Families should be called to collect any young person who's too distressed to stay at school, even if the young person has a driver's licence.

How to inform different groups of young people

Inform young people in small groups such as homeroom, pastoral or class groups.

Whole-school assemblies aren't recommended. Reactions are more difficult to manage in this environment and it's harder to observe and support individuals.

Inform close friends and vulnerable young people:

- individually or in small, appropriate friendship groups
- before other students
- with support from a counsellor or staff member who has a relationship with the young people and feels able to do this.

You may also like to:

- ensure young people are provided with immediate support and given information about where they can receive more assistance at school
- inform families so they can provide support to their young person
- arrange for young people to be collected from school by their families if necessary
- ask young people about any other young people who weren't obvious friends of the deceased who may benefit from being informed separately.

Inform young people in the same year level as the deceased

Wherever possible, the homeroom or year level teachers (or equivalent) should inform young people in logical groups, such as homeroom or first period classes, using a script with the appropriate level of detail.

This is done in recognition of their close association with the deceased and their different needs for support.

Inform young people in the same class as a sibling of the deceased

Provide additional assistance on how to support the classmate once they return to school. It may be appropriate to have wellbeing staff or a mental health professional speak to this group and the class teacher.

Inform young people in other year levels in class groups

This should be done by their usual teachers, with a script.

Supporting young people in class upon hearing the news

The news of a suicide can elicit a range of emotional and behavioural responses.

These will be unique for each individual and will depend on factors such as past experiences, level of support, personality type and how close the young person was to the deceased person.

Talking to young people about suicide can feel daunting.

Many people fear it will cause increased distress or even lead to the development of suicidal thoughts or suicide contagion. However, talking about suicide in a calm and straightforward way, as well as providing information and support, is actually very important in helping young people to manage their feelings and make sense of what happened.

To limit the harmful impact of the death and to promote positive coping strategies and good mental health, it's helpful to:

- acknowledge a wide range of emotions and thoughts
- acknowledge that the death may be confusing
- acknowledge that it's common to want more information to help understand what happened
- provide accurate information about the death (only include information you have permission to share and do not mention the method of suicide)
- avoid blame
- avoid sharing your personal opinion about suicide
- encourage help-seeking
- provide information about support plans at school.

Sometimes young people will seek more information or ask you to confirm information that isn't appropriate to share. You may not be able to do this, or it may be considered harmful to provide some information (such as the method of suicide). Focus on acknowledging the complexity of the situation, the young person's emotions and providing support.

You could say:

"It seems this information has really upset you. Unfortunately, it's sometimes difficult to understand why someone has died and suicide is very complex. It's not usually one reason. What can I do to support you right now?"

or

"I can see that this news has really upset you and you have some questions. Unfortunately,

I am unable to share any more information with you as we are respecting the family's wishes for privacy. What can I do to support you?"

If a young person wants to continue the conversation or is experiencing increased distress, redirect them to individual support such as the wellbeing coordinator.

Be You Fact Sheet

 Supporting young people after a suicide

Inform families

Inform families about the suicide and the school's response.

Giving families immediate and accurate information helps to support the school community, limits misinformation and gives families confidence in the school's response.

- If the bereaved family don't want the death referred to as a suicide, ensure you change the phrase 'died by suicide' to 'died' or another term that the school and the bereaved family agree to.
- Information should be conveyed via usual communication processes (excluding social media, which should not be used).
- Be sensitive to the response of families upon receiving this information.
- Make phone calls to the families of the most impacted or at-risk young people to inform them of the death and the possible impact on their young person. Provide support options for the young person and families.

When you talk with families, include:

- the same clear and accurate information about the suicide that was shared with young people
- the name and contact details of the ERT member to whom they should direct any questions or concerns
- details of supports available for young people at school and in the community
- a list of resources available to families
- a statement that the school's routine will remain as normal as possible, including information about any upcoming events that have been altered or cancelled
- what to do if they're worried about someone else
- advice on how to talk to their young person about attendance at the funeral or memorial service
- the date and time of a family meeting, if one is to be held
- information about common reactions to suicide and grief reactions in young people
- how to answer difficult questions about suicide and how to talk to young people about suicide
- resources and information on youth suicide prevention.



Communication with families should encourage them to:

- monitor the reactions of their young person
- take supportive and protective action with their young person
- focus on the needs of their young person and not on specific information about the deceased

- talk with their young person openly about suicide or encourage them to talk to another trusted adult
- adopt actions and attitudes that complement the school's postvention plan
- communicate with the school about wellbeing concerns and support.

See a sample script in the Complete Toolkit.

Be You Fact Sheets

-  Suicide in schools: Information for families
-  Suicide in schools: Information for Aboriginal and Torres Strait Islander families

Inform the wider community

You need to seek consent from the bereaved family in order to share information about the nature of the death outside of the school community. However, information of this nature spreads quickly via social media and word of mouth, and can have a profound effect on young people not connected to the school.

In some circumstances, it will be important to connect with some or all the following:

- Local community and sports groups that the deceased young person was involved with or who will be servicing impacted young people.
- Other agencies that involve young people.
- Principals of local schools, schools the deceased previously attended, or schools attended by the deceased's siblings or known close friends, so they too can activate their postvention plan.
- The police.
- Relevant external mental health services available to young people or staff, especially those who could expect additional demand.
- Any service responsible for providing suicide postvention support (such as Be You or Standby).
- Any community response team that has been established in response to previous suicides.

Dealing with the media

The media is sometimes interested in reporting about youth suicide.

If the suicide is to be reported in the media the reporting needs to be done with care, as media coverage can increase the risk of social transmission of suicidal thoughts and behaviours.

To manage this – nominate one ERT member as the media liaison person if required.

They should:

- liaise with the relevant spokesperson at the education department or equivalent body before speaking to the media
- prepare a statement that contains accurate information and is agreed to by the ERT and the bereaved family
- refer to (and refer reporters to) [Mindframe](#) which provides guidance and recommendations about safe reporting on suicide for the media. The website includes an overview of reporting about suicide with the least risk of social transmission, as well as tips and tools for how to work with the media.

The media should be encouraged to reinforce some principles about the reporting of suicide, such as:

- don't glamorise the victim or the suicide
- don't oversimplify the cause of suicide
- highlight the relationship between suicide and mental health conditions
- don't give details about the method of suicide
- don't include pictures of the death scene or distressed mourners
- always include information and phone numbers for crisis support services and local mental health services.

Internet and social media

Messages posted on social media platforms can have a large impact because they can quickly reach a significant number of people.

Managing the impact of social media is therefore an important part of your postvention plan.

While it can feel overwhelming, you can collaborate with local support services to use social media to promote suicide prevention, mental health and wellbeing and distribute other important information to young people and the broader school community.

Most schools will have an established social media platform. You can use this a way to share help-seeking messages, but we encourage you to turn off the comments field to avoid any unnecessary commentary or unwanted speculation. It is also helpful to think about what other channels the school might have endorsed, such as Old Scholars pages or Parents and Friends pages.

Please note that educators are not expected to monitor social media platforms outside of the formal school channels. Educators may be alerted to unhelpful posts through students, parents or carers.

Educators can support these conversations by referring to the [#chatsafe](#) guidelines or using the [e-safety process](#) to have dangerous posts or sites taken down.

Your Be You Consultant can provide guidance about these processes.

Information about the death is often posted on social media before the school informs students about the death.

This can complicate your response and the messages you are trying to convey. If this has occurred:

- continue with your plan to inform students and staff, regardless of how much information is on social media. This will help to dispel rumours and ensure that everyone has consistent information.
- don't confirm or deny the information on social media. Continue to convey the information that you've agreed on with the family or your governing body.
- if you're unsure how to proceed, seek advice from your Be You Consultant.

Recent guidelines have been developed to assist young people to communicate safely online about suicide. For more information see [#chatsafe guidelines](#).

Be You Fact Sheet

 Media and social media

Be You Fact Sheets: Immediate response

- 📄 Staff grief after a suicide
- 📄 Speaking with the bereaved family after a suicide
- 📄 Funerals and memorials
- 📄 Managing language and consent about using the word 'suicide'
- 📄 Supporting young people after a suicide
- 📄 Boarding schools: What to do after a suicide

Section B: *Short-term response*

Return the school to regular routine

Where possible and appropriate, school routines should return to normal about one week after the death to support recovery.

The use of the support room should reduce as time passes. You'll need to use your discretion to decide when it closes and normal counselling processes resume.

Returning to regular routine doesn't mean that vigilance and awareness of student and staff wellbeing can be reduced. This should continue for a number of months, or longer for some young people.

Plan the school's involvement in the funeral

Funerals are important as they help the bereaved to acknowledge the death and say goodbye.

They can also be a difficult time and can be distressing for some young people.

Plan how staff and young people will be involved in the funeral, whether it's in person or online. This must be informed by discussion with the family of the deceased, and examination of school policies.

You should:

- ask the bereaved family's wishes regarding the attendance and participation of staff and students
- inform the school community of these wishes

- if student attendance is welcomed, allow young people, in most cases, to decide if they want to attend
- request families notify the school in advance if their young person is attending the funeral
- allow families to take the lead role in the preparation, transportation and support of their attending young person
- ideally, allow staff to make the decision about their own attendance
- clarify what role, if any, staff will have at the funeral. Staff attending for themselves shouldn't be expected to hold any supervising role.
- consider extra support for those who have a role in the proceedings
- follow up any student absences on the day of the funeral immediately
- avoid allowing the funeral or memorial service to be held on school grounds
- maintain regular routine if the service is held during school hours.

Following the COVID-19 pandemic, it has become common practice for funerals to be streamed online for people who are unable to attend in person. It can be difficult for schools to know how to navigate this space and you may feel pressure to have the funeral live streamed on school grounds.

It is not the responsibility of school staff to stream an online funeral or monitor students wishing to view the funeral online. A streamed funeral should be treated in the same manner as if a student was attending a funeral in person. Families need to support their young person in viewing the funeral online.

Identify, monitor, support and assess young people at risk

In the first 24 hours after the death, identify young people at immediate risk and provide support and appropriate referral to those who require it. Continue to identify young people at risk.

Develop response and support plans for all impacted young people

This is the ERT's role in collaboration with mental health professionals where appropriate.

You might like to:

- contact or meet with the identified young person to check in
- contact their family
- ensure any mental health professionals engaged with the young person are informed of the impact of the suicide (talk to the family about who'll do this)
- talk to school wellbeing staff if the young person has been identified as at risk (or possible risk) of suicide, and refer to a mental health professional for suicide risk assessment
- develop a written plan outlining the support each young person will receive from the school, their family and any external support agencies (to be given to all the parties involved).

Only those trained in suicide risk assessments should conduct them. Ideally, schools work in collaboration with mental health professionals and agencies to identify and support young people at risk.

Memorial sites

Young people affected by suicide often want to have some kind of memorial for the deceased.

A memorial could be an event commemorating the person's life or an object that reminds others of the person who died.

In the immediate aftermath of a suicide, it's not unusual for young people to create a spontaneous memorial. For example, they may leave items like flowers, cards and poems in a place closely associated with the deceased young person (such as their locker or classroom seat). They may do the same at the site where the young person died.

Memorials can give friends, families and communities the opportunity to mourn together and provides a space for grief.

However, memorial sites or activities can be distressing to others, or seen by vulnerable young people as a way to receive recognition after suicide.

To help the school maintain a safe education environment while also being compassionate and respectful to those grieving and wanting to memorialise, ensure that any memorial sites or activities:

- don't glorify, vilify or stigmatise the deceased young person or their death
- are the same as they would be for a non-suicide death

- are culturally appropriate
- are in a suitable location. They should be in an area that can be avoided by those who don't wish to participate — not in places like the school entrance. If not, enlist key young people to help move items in a respectful way to a designated memorial site.

If any memorials are inappropriate, sensitively explain to young people the purpose of a memorial site or activity and the rationale for permitting certain kinds of memorials and not others. Help them understand the risk of suicide contagion.

For memorial sites on school grounds, a nominated ERT member should:

- look out for objects or messages that are inappropriate (hostile or inflammatory) and remove them
- look out for messages that indicate young people who may be at high risk
- sensitively communicate a time limit for the memorial to young people. After this time, the memorial objects can be offered to the family (ensure that messages or objects given are appropriate).
- consider making cards and markers available so that young people can gather and write messages. After a few days, the cards can be removed and offered to the family.

For memorial sites off school grounds, your ability to exert influence is limited.

However, you can:

- encourage a responsible approach among the students that's guided by postvention principles

- inform the police if you become aware that young people have established a memorial off school grounds and are concerned about the safety of young people congregating near the site (for example, if the memorial is near a railway line).

Permanent memorials and scholarships

Some families, schools or communities may wish to establish a permanent memorial. This can be a physical item such as a tree, bench or plaque, or something commemorative, like a scholarship.

The below are suggestions based on practice-informed principles — however, you should be guided by your own school processes and your leadership team.

Think about school traditions, previous practices and postvention principles when considering this request, including:

- Has the school created permanent memorials in the past? If so, this death should be treated in the same way. If not, it's worth remembering that if you commit to a permanent memorial in one instance, you must be prepared to do so for other deaths, and this could be difficult to sustain over time.
- Permanent memorials can be an upsetting reminder to young people and staff. It's recommended that permanent memorials aren't established on school grounds or organised by the school. However, you could consider creating something like a reflective garden that can be used by any young person as a space to reflect on painful feelings or circumstances.

Memorial services on school grounds

Sometimes friends and family wish to hold a memorial service onsite at the school.

Generally, memorials involving large numbers of young people are not recommended. Consider using your support room for reflective activities that involve smaller groups of students. Large assemblies may provide opportunities to acknowledge the grief felt by friends and family. However, it's critical that the messages are delivered in a way that ensures the suicide is not glamorised. Any memorial services organised should ideally occur outside of school hours and be monitored and supported by families or other appropriate adults.

Develop a policy about memorials relating to any student death to maintain consistency.

Be You Fact Sheets

- Speaking with the bereaved family after a suicide
- Funerals and memorials

Promotion of online fundraising sites

Sometimes the bereaved family may ask school leadership to promote an online fundraising campaign (such as GoFundMe) on the school's social media pages.

Think about whether the school has promoted fundraising sites in the past and use the principle of 'no more, no less'. It's generally recommended not to promote these sites as it's not possible for schools to monitor posts or comments associated with the site, and promotion may inadvertently glamorise the death.

Supporting staff

Ensure regular staff meetings

Staff should meet regularly during the first week after a suicide.

This allows for regular debriefing, which ensures staff feel supported and up-to-date with relevant information. In turn, this helps create a supportive environment and restores order to a distressed school population.

At these meetings:

- provide information about any additional personnel at the school (such as mental health professionals or staff from sector offices)
- provide information about the school's activities moving forward
- provide feedback about the previous response activities
- direct staff to inform a nominated member of the ERT about any student or staff member they're concerned about
- give staff a select few of the most relevant Be You Fact Sheets about suicide
- provide support options for staff that are available at school and outside of school
- inform staff of media involvement, if any
- inform staff when they can expect the deceased's name to be removed from the roll and other school records, any changes to seating arrangements and locker reallocation
- advise of the need to collect and document information in relation to how young people are coping and the support plans in place
- provide any other information requirements

- encourage staff to discuss the information provided and ask questions
- encourage staff to share any concerns they have about upcoming school activities such as projects, plays, curriculum, excursions, reports or graduations.

Monitor staff wellbeing

Just as young people are offered counselling to help them manage grief, it's also important to consider the support needs of staff.

Continue to:

- follow up with staff impacted or at risk
- promote access to short and long-term support options available within the school and externally (note that longer-term counselling for staff shouldn't be conducted by school wellbeing staff)
- provide details of employee assistance program (EAP) support options available to staff on and off site
- be aware that staff may need time off to help them cope with emotional distress
- be aware that staff may need extra support to manage their job
- ensure staff know they can request permission to be excused from performing certain tasks if they don't feel able to do so (for example, informing young people or staffing the student support room)
- encourage staff to prioritise their own wellbeing and to ask for respite, support or a change in role or responsibilities if required. Staff who look after their own wellbeing will, in most cases, be better able to support students and assist the school in returning to regular routine.

Staff may experience guilt and grief about the suicide.

Regular meetings and opportunities for staff to share their concerns are important. Refer staff to the appropriate staff support person when necessary.

Front office and administrative staff will likely continue to receive questions and need to respond to distressed families. Consider their wellbeing and support needs, too.

Be You Fact Sheet

 Staff wellbeing

Bring in external support

Once normal routines have been re-established, consider all avenues of support that can help the school maintain this (for example, bringing in additional casual teachers, support staff and counsellors). This will help to manage the extra load placed on staff at this time.

Professionals such as teaching staff are often expected to lead, coordinate, support and carry on in times of stress or crisis. They may inadvertently put their own needs aside while they try to support the school community or feel that this is necessary or expected in their role. When impacted by suicide, it's important that school staff and the ERT remain mindful of their own strengths, limitations and personal circumstances.

Consider bringing in trained staff from local mental health services and your Be You Consultant as needed.

You may be hesitant to do this due to concerns that they're not familiar with school culture or that there may be a perception that the school's not managing the situation well. However, assistance at such a stressful time can help support the staff, which, in turn, strengthens the support staff are able to offer students and broadens the overall support network of the school.

All additional staff must be briefed on the school's critical incident management plan and must follow it.

Keep families informed

Ensure families are advised of any significant events or changes to the school's routine.

In this early stage, this could include:

- funeral arrangements and consent requirements
- changes to previously planned activities or excursions
- availability of additional counselling services in the school
- changes to attendance or sign-in and sign-out procedures, and planned room changes.

Ensure front office staff are kept updated with information so they can respond to questions.

Protect the deceased young person's belongings for the police and family

This is an important act of respect for a grieving family.

When other young people take or distribute these belongings, they may unintentionally cause distress for the family of the deceased young person. They may also compromise the work of the police or the coroner. It's crucial this does not happen.

Once police give you their approval, collect the deceased young person's belongings from their locker and classrooms. This should be done sensitively when students aren't present. The items should be kept together and stored in a box or other neutral container. An inventory should be made of the items and they should be stored securely in the school until they're able to be collected by the family.

Consider that an empty locker or changes in classroom seat allocations can be particularly distressing for close friends, so it's appropriate to forewarn classmates when this is going to happen.

Ensure good documentation

Clearly document all actions of the ERT.

This will help you to provide details of the postvention actions to an authorised agency, if required. It also means the information needed for the critical incident review process is readily available.

Allocating one team member to manage the documentation process ensures actions aren't lost. It also protects the school from stress if there's an urgent request for information from outside agencies.

Continue to monitor staff and young people's wellbeing

By this time, people at increased risk will have been identified and should be receiving ongoing support and monitoring at the school, in partnership with mental health professionals and families.

Continue to monitor staff and young people and review your most impacted or at-risk student list. Maintain contact with your local mental health services.

Be aware of the impact of other critical incidents.

If other crises in the school community occur after a suicide, this may further impact young people affected by the suicide. If further deaths, suicide attempts or critical incidents occur, many staff and young people will return to their earlier levels of grief and therefore require additional support and monitoring.

Consider the interim appointment of an additional experienced school leader.

This can provide invaluable support, relieving school leaders from day-to-day administrative responsibilities and allowing them to focus their attention on specific postvention tasks.

Consider the impact of the suicide on the planning of school events

You may be faced with questions about how to manage events or documents that would have usually included the deceased young person, such as yearbooks, graduation nights, reports and award ceremonies.

Each school community will approach these decisions differently but be guided by cultural and family sensitivity and postvention principles.

Treat the death as you would any other, ensuring the death is neither glamoured nor stigmatised.

If a school yearbook or graduation features any students who've died, then young people who have taken their own life should be included. Statements relating to these students should be overseen by the ERT. Liaise with the family regarding their wishes, which, where possible, should be considered.

Conduct a critical incident review

This should occur when the ERT believes the school has started to move into the recovery phase.

Indicators for this include:

- regular school routines and activities have resumed
- absenteeism has reduced
- visible distress has decreased in students, staff and families
- requests for future planned activities is occurring.

The timing of this will be dependent on the school context and the response – however, generally this will be several months after the death, once the school has returned to equilibrium.

All members of the ERT should participate in the critical incident review, unless they choose to opt out for personal reasons. It may also be beneficial to invite those who have supported the ERT (for example, your Be You Consultant or governing body staff).

The purpose of the critical incident review is to reflect on the processes and procedures undertaken by the school in response to a death by suicide, which is an event outside the normal range of experience of the people involved. It's important to perform this review so that ideas on how to improve the school's emergency response or practices can be shared, considered and incorporated into school policy and planning. It's also important to acknowledge the efforts of the school community and highlight what worked well.

Some education departments have their own process and documentation standards for the critical incident review.

However, you could also use the following key areas to guide reflection and the structure of this review meeting:

- Communication with the bereaved family (including seeking permission from the family about referring to the death as a suicide).
- Informing staff and communication with staff.
- Informing students and communication with students.
- Informing families and communication with families.
- Communication with the broader community.
- Identification of most impacted staff and support for staff.

- Identification of young people most impacted or at-risk, including staff and student understanding about what to do when they have concerns about young people's safety.
- Support for students.
- Collaboration with external mental health providers.
- Any additional comments about the response that have not been covered.

In order for the critical incident review to be most effective, before it happens:

- give members of the ERT a copy of these key areas so they can begin to reflect
- ask that all participants come prepared and have thought through their ideas and opinions
- provide all school staff with an opportunity, via an anonymous survey, to contribute their views on how the school community managed its postvention responsibilities. A member of the ERT should collate the responses and bring them to the critical incident review.

Outcomes of the critical incident review may include:

- a commitment to review and revise the school's postvention plan (or to develop one)
- identifying needs such as building staff capacity in specific areas (for example, recognising and responding to risk factors for suicide, grief and loss, mental health in young people or staff self care). Staff professional learning sessions can be facilitated with the support of local services and your Be You Consultant.

Consider facilitating an information session for families

If families express the need for additional information, consider facilitating a family information session.

Use your mental health partners or Be You Consultant to help facilitate the delivery of these sessions.

However, if there is major unrest within the community, a family session isn't recommended as it may lead to further distress for some family members.

The wishes of the bereaved family and the needs of the families in your learning community will inform the focus of the session. It may vary greatly, depending on the capacity to refer to the death as a suicide, the circumstances of the suicide, the location, capacity and size of the school, cultural considerations and the needs of the school community.

Ideally, attendance should include school leadership staff, wellbeing staff, representatives from external mental health services and mental health professionals from the relevant education body. Some of these representatives may present information or form a panel to answer questions from families.

Ensure that:

- an experienced facilitator who has the skills to contain the group runs the session, in order to preserve the safety of the space
- all presenters are clear about their role and the session format

- sessions are set up as information sessions rather than as group therapy or debriefing sessions
- families register to attend, where possible — this means you can inform presenters if any families who may need extra support are attending
- families understand the session is for adults and that it's not appropriate for children or young people to attend
- details are shared about help services that can be accessed at different times and in different modes (for example, in person, phone or online).

Often, it's helpful for families to be able to send questions ahead of the session so that presenters can make sure their questions are answered. This also helps you to understand the needs of the community.

Be aware of any media representation at the session and decide whether the school is comfortable with their presence.

Continue documenting all decisions and actions

The amount of documentation will decrease over time, but good practice is to ensure that documentation occurs for any postvention response activity.

Section C:

Longer-term response

Continue to support and monitor young people

Young people who were identified as high risk will have received, or will still be receiving, support and monitoring in partnership with mental health professionals and families.

Review the list of those most impacted one to two months after the death, identifying if further intervention is needed for any of these young people and adding any newly identified young people to this list.

Ideally, schools should continue to monitor these young people for at least six months after a death and less intensely for one to two years.

Pay specific attention to identified students whose social support networks may change through:

- a holiday period
- an exam period
- leaving the school or a change in schooling (such as a transition to work, further learning or a family move)
- decreased family support (such as through divorce)
- changes in friendship groups.

You might like to consider:

- promoting general messaging about grief (for example, grief is an individual process and there's no right way to grieve)
- monitoring and following up frequent absentees or changes to students' attendance habits

- ensuring engaged external mental health professionals are informed about any updates or changes
- issuing reminders of the support options and services available within and outside the school.

If there have been further traumatic events or deaths impacting young people at your school, more proactive support options are required.

Continue to support and monitor staff

Continue to:

- monitor the need for additional staff in the school. This is particularly important if the school has been managing more than one suicide or critical incident.
- remind staff of the process and importance of passing the names of anyone (young person, colleague or other) they're concerned about to the ERT or wellbeing staff
- promote information about internal and external support options for staff
- provide information or Be You Fact Sheets to staff to increase their knowledge and confidence about, for example, identifying young people at risk, staff wellbeing or understanding suicide. Your Be You Consultant can facilitate staff information sessions on these topics and can recommend appropriate timing for these sessions.

- follow up with staff members who have been identified as vulnerable or at risk. This should be done by the nominated ERT member. Additional support options should be provided to these staff members. Consider whether different roles should be offered to these staff. Continued liaison with the relevant education body is important to quickly facilitate this kind of support.

ERT members should also check in with each other and access support if necessary.

The responsibility for managing critical incident response and supporting school recovery can be challenging. It's important to prioritise your own mental, physical and emotional wellbeing.

Keep everyone informed

Regular and relevant communication is just as important in the long term as it is initially.

Advice about anniversaries of the death, media coverage or any other forms of potential stress will help to protect the wellbeing of the school community and reinforce a consistent and supportive approach of the ERT.

A limited group of staff, young people and families may also need to be kept informed of police processes, inquests and legal proceedings. Be aware that these events have the potential to create high levels of stress.

Plan for important events and anniversaries

The anniversary of a death or the birthday of someone who has died — regardless of the cause of death — can take friends and family members back to their initial experience of mourning. Being aware of this and preparing for these times is a long-term postvention responsibility.

Young people may wish to do something to commemorate anniversaries and honour the person who died. These occasions should be commemorated in small groups. The families of young people participating in the commemorations should be made aware of the activity. An adult should provide supervision and monitor distress and safety. Discourage large group memorials. Schools aren't expected to arrange these occasions, but you can provide information and recommendations to families.

Implement recommendations from the critical incident review

Begin to plan and implement any recommendations agreed on after the critical incident review.

Additionally, use any learnings from the critical incident review to inform a review of or the development of the school's postvention plan.

This has the added benefit of helping everyone appreciate the positive work of the school community.

Include the postvention plan in staff inductions

All new staff, including teaching, non-teaching, and volunteers, should be made aware of your school's postvention plan.

In particular, teaching staff must be made familiar with the school's support processes for at-risk students, as well as your referral pathways and relationships with mental health professionals.

Nominate a member of the ERT to whom new staff can direct queries about the school's postvention work.

Ongoing postvention activities

Review and update your postvention plan at regular intervals to maintain relevancy.

This also provides an opportunity for ERT staff to re-familiarise themselves with postvention roles and responsibilities.

Ideally, ERT meetings should be held when needed until the affected population of young people have completed their schooling.

This may vary depending on the needs of your school.

Scripts and templates

These scripts will help you to prepare wording suitable for communicating with your school community.

It's critical the scripts aren't used verbatim but are checked for suitability and modified depending on the level of consent you have to share information.

Script for notifying staff

Today/yesterday the school was given the very sad news that [name and year level of student] has died.

Their family have shared with us that [name of student] died by suicide. This happened away from school. This understandably will be a very difficult time for [name of student's] close family, friends and teachers, and for all of us who knew them. It's likely to take us some time to process this information and [name of student's] death will affect us all in different ways. For this reason, if you can't be in the classroom, please let [name of nominated staff member] know and this will be arranged accordingly. The following are important support options for you to use if needed [list the available support options for staff].

We will now be informing students by [process of informing students decided by ERT] and we will be asking [name of staff or groups of staff] to assist us by informing students via a script we will provide. Be You Fact Sheets providing information about suicide in schools will be available via [print or online]. If you're concerned about any student or colleague, please let [name of nominated person] know so they can be supported. A notice will also go home to families about the death, so they can work with the school to support their child.

If you're approached by anyone from outside of the school to comment on the death, please refer them to [name of nominated staff member].

Our Emergency Response Team (ERT) is made up of [name the members]. In supporting our school community, we will be following suicide postvention principles, which recommend identifying people at risk, ensuring staff and students are supported and consulting with experts in the mental health field. Thoughtful communication when talking about suicide is important.

Here are some key messages that the school would like you to use:

- don't glamourise suicide, inadvertently endorse or stigmatise suicide
- don't talk about the method of suicide
- talk about multiple factors causing suicide, not one factor
- don't ask young people directly about what they know
- remind students that rumours are not helpful and try to contain or dispel them
- promote help-seeking
- answer basic questions and redirect more complex questions to an individual conversation space or the school wellbeing team
- [share any wishes of the bereaved family].

The following are our plans for today [list any additional personnel at the school, support options available for students, any other relevant changes or requests, any changes to curriculum and how unexplained absences will be immediately followed up].

We'll keep you informed as much as possible over the next week, though please ask the ERT any questions and share any information you may have with us. As this will be a challenging time for our school community, it's important that we look after ourselves and each other, and use the support options available [relist the staff support options here].

Script for supporting administration staff to manage phone and online inquiries

- 1. Always clarify who you are talking to**
- 2. Don't enter into a deep conversation**
- 3. Don't share details of the family or teacher subject to the incident**
- 4. Always pass the call on to the principal if the caller is from the media.**

Script to use if the Principal is still confirming details

I can confirm that the school has received sad news. At this point in time, we do not have a lot of information.

Once we receive any relevant details that should be shared then the principal will pass on this information as appropriate.

Due to levels of confidentiality, I am unable to comment any further.

I can appreciate that anything that you may have heard could be very upsetting for you and your children.

I have some phone numbers here that you may wish to call for some support and advice: Kids Helpline on 1800 55 1800 or Lifeline Australia on 13 11 14 or you may wish to contact your local doctor.

Script to use when death has been confirmed and consent to name as suicide

I can confirm that the school has received some sad news that there has been a suicide of a [student/parent/teacher] from our school. Our school principal is in the process of sharing information by [email/letter] to all families with additional information.

Due to levels of confidentiality, I am unable to comment any further.

If you would like to speak with someone, I can try putting you through to [name of nominated staff member].

I can appreciate that this news may be very upsetting for you and your children. I have some phone numbers here that you may wish to call for some support and advice: Kids Helpline on 1800 55 1800, Lifeline Australia on 13 11 14 or you may wish to contact your local doctor.

Script for notifying students

[Today/yesterday] the school was given the very sad news that one of our Year [x] students died by suicide.

All of us are thinking of their family and friends. Some students in our school, particularly their friends in Year [x], will find this news very difficult to understand and accept. Other students – not just close friends – are also likely to be upset, perhaps because it reminds them of another sad event in their own life.

Because of this, a support room has been set up in [location] for any students to go to if they feel they can't be in the classroom over the next few days. Someone will be available in the room at all times. The school counsellors will be available in the normal way to see students and we may have some extra counsellors in the school for a while.

A notice is going home today to inform your family about the death, so they'll understand if you want to talk with them today or sometime in the future.

Remember to use the normal signing out processes if you need to leave the school grounds.

If you're approached by anyone from outside of the school asking for information about this death, please tell them they should speak with [name of teacher/staff member].

Be sensitive to people's feelings about this death, look out for each other and let a teacher or your family know if you are worried about anything or anyone.

Script for notifying students in the same year level

[Today/yesterday] the school was given the very sad news that [name of student] died by suicide. This happened [away from school/at their home].

This will be a very difficult time for [name of student's] family and close friends and for all of us who knew them. For a while, it might be difficult for some students to think about anything else. For this reason, a support room has been set up in [location] for any students to go to if they feel they can't be in the classroom over the next few days. Someone will be available in the room at all times for you to talk with if you want to. Otherwise it's a quiet place for you to retreat to if you need to. The school counsellors will be available in the normal way to see students and we may have some extra counsellors in the school for a while.

A notice is going home today to inform your family about the death, so they'll understand if you want to talk with them today or sometime in the future.

Remember to use the normal signing out processes if you need to leave the school grounds.

If you're approached by anyone from outside the school asking for information about this death, please tell them they should speak with [name of teacher/staff member].

We'll keep you informed as much as possible over the next week. This is a time to be especially sensitive to each other's feelings and to look out for each other. Let a teacher or your family know if you or your friends are worried about anything or anyone.

Letter to families

Please note: the ‘Suicide in schools: Information for families’ fact sheet should be sent with this letter. Consent from the family must be given if the deceased student’s name is used.

Dear parent/guardian,

I’m writing to you with some sad news about a member of our school community. One of our Year [x] students [attempted suicide/died by suicide] [yesterday/today/Saturday/during the holidays]. Our thoughts are with the student’s family and friends.

Today and over the coming weeks, you may be concerned about your young person’s reaction or expression of feelings about this news. These reactions and feelings may be part of the grieving process. Many students will wish to talk with their family, so I’ve attached some general information that may assist you in these conversations. I also encourage you to let your young person know that you’re aware of this incident and that you’ll listen to their concerns at any time they wish to share them. Staying connected and engaged with your young person is one of the best ways to support them.

When talking about the issue of suicide, try to include discussion about positive ways of managing problems. Two important messages to promote are that all of us should seek help from others when we feel down or vulnerable, and that young people should tell an adult if they’re worried about a friend. Our school will be concentrating on supporting our students and staff over the coming months. This means, among other things, returning the school to normal routines as soon as possible and recognising that students can be affected by this event for many months to come. If your young person is already using the services of a mental health professional, ensure this information is passed on to them.

Please feel free to contact the following staff for information about the school’s support plan or if you have any concerns about your young person. Contacting the nominated staff member is an important way to ensure you receive consistent and accurate information and for us to be aware of all family concerns.

Ms _____ on _____

Mr _____ on _____

Yours sincerely,

[Name of principal]

Tools and resources

We've included Be You Fact Sheets and resources with this Toolkit. They cover a range of issues and circumstances common to staff, families and students in relation to suicide prevention, responding to a suicide attempt and suicide.

Response Planning

Fact Sheets

- Creating a Safety Plan
- Responding after a suicide attempt
- Risk assessment
- Suicide: How prepared is your school?

Responding after a suicide

Fact Sheets

- Supporting young people after a suicide
- Speaking with the bereaved family after a suicide
- Managing language and consent about using the word 'suicide'
- Staff grief after a suicide
- Suicide in schools: Information for families
- Understanding suicide: Information for communities
- Media and social media
- Funerals and memorials
- Boarding schools: What to do after a suicide

Resources

- Best Practice Model
- Be You Suicide Response Plan
- Immediate suicide response: Emergency Response Team checklist
- My Return to School Support Plan

Supporting Aboriginal and Torres Strait Islander Peoples

Fact Sheets

- Self-care for school staff working with Aboriginal and Torres Strait Islander young people in remote areas
- Remembering a young person: Memorials and important events in Aboriginal and Torres Strait Islander communities
- Grief: How Aboriginal and Torres Strait Islander young people might respond to suicide
- Suicide in schools: Information for Aboriginal and Torres Strait Islander families
- Reducing the risk of suicide contagion.

Terminology

Attempted suicide: deliberately causing harm to oneself with the intent of ending one's life.

Emergency Response Team (ERT): a group of school staff who develop and implement the postvention plan. The ERT is identified in the postvention planning phase. It's typically led by the principal and includes some of the school leadership and wellbeing team.

Critical incident review: a review of the operational aspects of the response by the ERT members that occurs about four to six weeks after the suicide. This review looks at what worked well and identifies any necessary improvements to future processes and practice. It's sometimes referred to as an operational debrief.

Family: the adults who are responsible for the care of the student, including parents, stepparents, grandparents, carers and legal guardians. For the purposes of this Toolkit, it excludes siblings, stepsiblings and half-siblings.

Postvention plan: a plan developed by a school (often prior to a death) that's used to guide the response to a suicide that impacts on the school community.

Response: a school's management of the school community after a suicide.

School: a secondary school.

School wellbeing team: staff members who lead and coordinate support of the physical and emotional wellbeing of the student body.

Student or young person: secondary school aged students.

Suicide: refers to when a person has ended their own life. Recommended language includes 'took their own life' or 'chose to end their life'. Avoid terms such as 'committed suicide' (historically this was associated with suicide being a criminal act) or 'successful suicide' (which implies that suicide is a desirable outcome).

Suicide postvention: an organised response after a death by suicide. In this Toolkit, it specifically refers to the response of a school when a suicide impacts its school community. Postvention and suicide postvention are used interchangeably throughout this Toolkit.

References

- Australian Bureau of Statistics. (2022). *Causes of Death, Australia*. ABS. Retrieved from <https://www.abs.gov.au/statistics/health/causes-death/causes-death-australia/latest-release>
- Australian Government Department of Health. (2013). *National Aboriginal and Torres Strait Islander suicide prevention strategy*. Canberra: Australian Government Department of Health. Retrieved from <https://www.health.gov.au/resources/publications/national-aboriginal-and-torres-strait-islander-suicide-prevention-strategy>
- Baldwin, G., Butler, H., Hannaway, M. (2017). *Delivering effective suicide postvention in Australian school communities*. Melbourne: headspace National Youth Mental Health Foundation.
- Cox, G., Robinson, J., Bailey, E., Jorm, A., Reavley, N., Templer, K., Parker, A., Rickwood, D., & Bhar, S. (2015). *Responding to suicide in secondary schools: a Delphi Study*. Melbourne: headspace National Youth Mental Health. Retrieved from <https://headspace.org.au/assets/School-Support/Delphi-Study-final-published-report.pdf>
- Dudgeon, P., Millroy, J., Calma, T., Luxford, Y., Ring, R., Walker, R., Cox, A., Georgatos, G. and Holland, C. (2016). *Solutions that work: what the evidence and our people tell us, Aboriginal and Torres Strait Islander Suicide Prevention Evaluation Project Report*. Crawley: University of Western Australia. Retrieved from https://www.atsispep.sis.uwa.edu.au/___data/assets/pdf_file/0006/2947299/ATSISPEP-Report-Final-Web.pdf
- Ferdinand, A., Paradies, Y. & Kelaher, M. (2012). *Mental Health Impacts of Racial Discrimination in Victorian Aboriginal Communities: The Localities Embracing and Accepting Diversity (LEAD) Experiences of Racism Survey*. Melbourne: VicHealth. Retrieved from <https://headspace.org.au/assets/School-Support/Suicide-intervention-in-schools.pdf>
- Headspace national youth mental health foundation (2018). *Suicide intervention in schools: an evidence summary*. Melbourne: headspace. Retrieved from <https://headspace.org.au/assets/School-Support/Suicide-intervention-in-schools.pdf>
- Ryan, C. (2009). *Supportive families, healthy children: Helping families with lesbian, gay, bisexual & transgender children*. San Francisco: Marian Wright Edelman Institute.
- Smith, E., Jones, T., Ward, R., Dixon, J., Mitchell, A., & Hillier, L. (2014). *From blues to rainbows: The mental health and well-being of gender diverse and transgender young people in Australia*. Melbourne: Australian Research Centre in Sex, Health and Society. Retrieved from <http://apo.org.au/node/41426>
- VicHealth, Mental health impacts of racial discrimination in Victorian Aboriginal communities (2012), p2. Retrieved from <https://www.vichealth.vic.gov.au/media-and-resources/publications/mental-health-impacts-of-racial-discrimination-in-victorian-aboriginal-communities>

References

American Foundation for Suicide Prevention and Suicide Prevention Resource Centre. (2011). *After a Suicide: A Toolkit for Schools*, Newton, MA: Education Development Centre, Inc.

South Australia Department of Education and Children's Services, Catholic Education South Australia and Association of Independent Schools. (2010). *Suicide Postvention Guidelines: A framework to assist staff in supporting their school communities in responding to suspected, attempted or completed suicide*. South Australia: Government of South Australia, Department of Education and Children's Services.